

Box Tops for Education

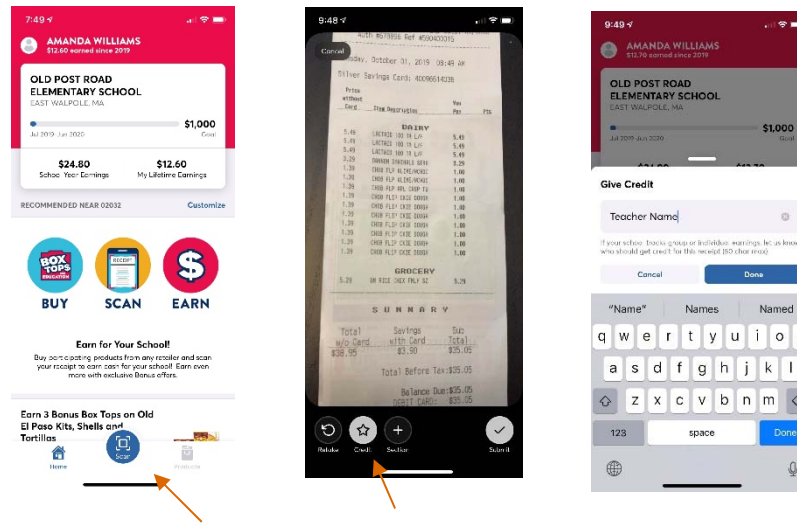


- **DOWNLOAD** the NEW Box Tops for Education app, complete your profile, and select our school – Old Post Road Elementary.
- **SHOP** for Box Tops products and scan your receipt within 14 days in the app to instantly add cash to our school's earnings online.
- **LOOK** for any physical Box Tops clips. Clip them and send them to school in baggies/envelopes or Collection Sheets!

TIP: You can "double-dip" on these products by clipping the traditional Box Tops AND scanning your store receipt with the app!

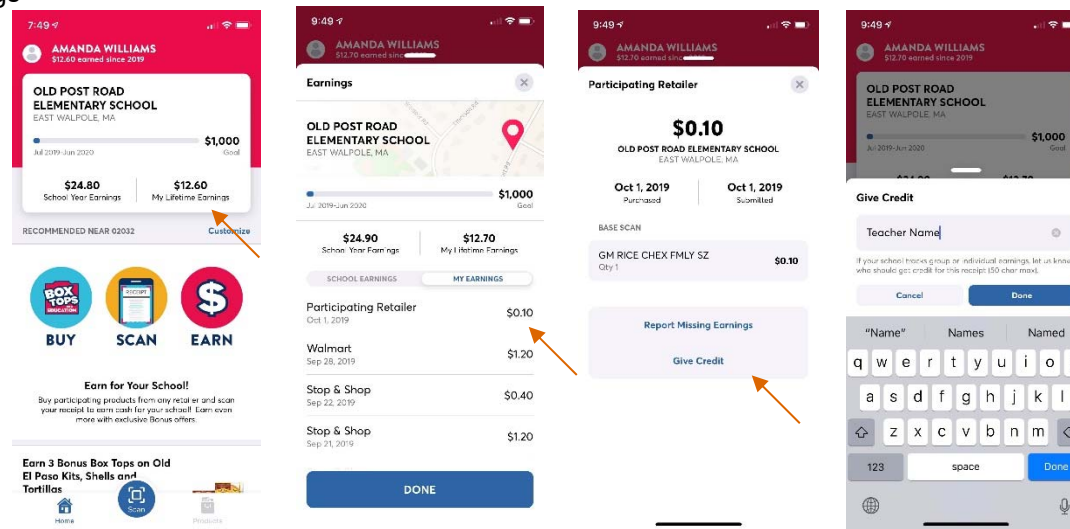
To assign classroom credit:


1. Open app and click scan
2. Scan receipt adding sections if needed
3. Click the "Credit" star
4. Enter Teacher's Name and click "Done"
5. Click "Submit"



To assign classroom credit to already scanned receipts:

1. From the main screen, click "My Earnings"
2. Select a past earning
3. Click "Give Credit"
4. Enter Teacher's Name and click "Done"



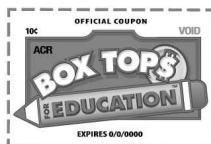


CLIPPED BOX TOPS

TURN THEM IN WHILE YOU STILL CAN!

Box Tops is going digital...but during this transition, you can still find traditional Box Tops clips on many products. Don't miss out on cash for our school!

LEARN MORE AT BTFE.COM



CLIP: If your package has a traditional Box Tops clip, cut it off and attach it above. Each clip is worth **10¢ for our school**. Please be sure each clip has a valid expiration date.



SCAN: If you see this label, use the new Box Tops app to scan your store receipt within **14 days of purchase**. The app will find participating products and instantly add Box Tops to our school's earnings online. No clipping required!